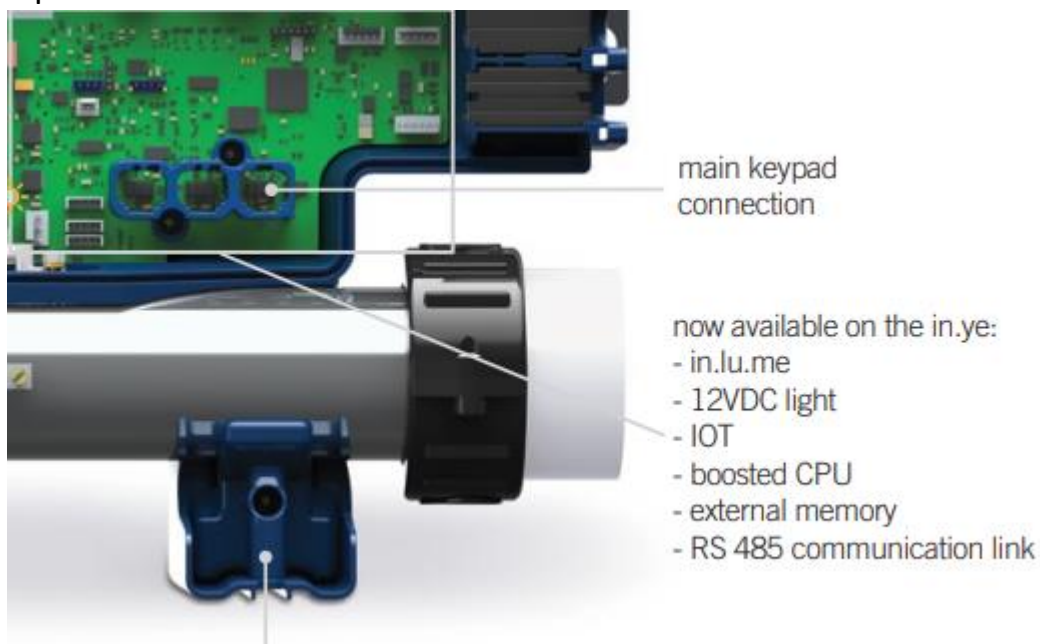


## 1. Connecting to the hot tub

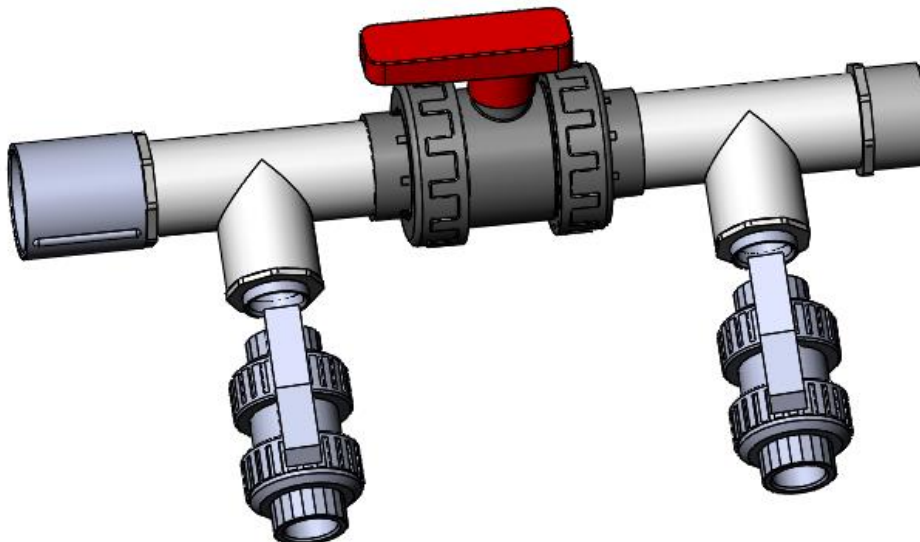

### What you need:

- 4 pcs ABE0164 reducer 33-32
- 2 pcs ABE0393 manifold 33
- 2 pcs ABE0392 reducer 48-33
- 2 pcs ABE0308 Valve 32
- 2 pcs ABE0088 T-48
- 2 pcs ABE0099 reducer 60-48
- 2 m ABE0316 Fibre pipe 32
- 1 pcs ABE0506 Valve 48 B-B
- 4 pcs 6 cm ABE0032 Pipe PVC 48
- 1 pcs AE00199 Gland PG7
- x m Cable 2x075 MT ACM0695
- 1 pcs In.Grind ACM0881

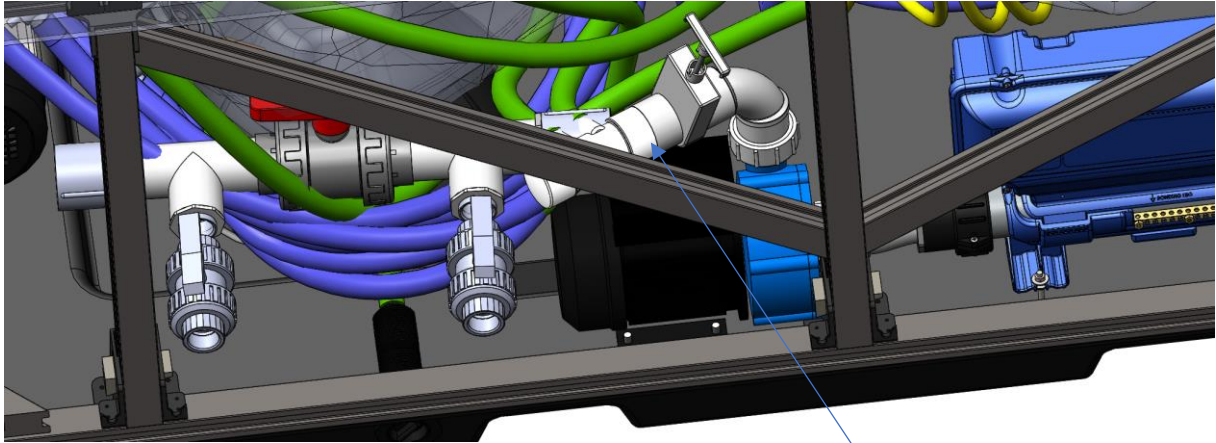


The control box stay in place. The In.Grid's cable needs to plug in to one of the free CO-port.

In.Grid



Example Palermo 2018



Needs to be cut and put the  
ABE0393 in (glue  
connection)